

Format of holding of specified securities

1. Name of Listed Entity: NAMBURNADI TEA COMPANY LIMITED (CIN:-L01132AS1913PLC001412)
2. Scrip Code 24144 Name of Scrip :- Class of Security Equity
3. Share Holding Pattern Filed under : Reg. 31(1)(a)/Reg. 31(1)(b)/Reg. 31(1)(c)
  - a. If under 31 (1)(b) then indicate the report for Quarter ending: 21/06/2024
  - b. If under 31(1)(c) then indicate date of allotment/extinguishment

4. Declaration : The Listed entity is required to submit the following declaration to the extent of submission of information:-

| Particulars  | Yes* | No* |
|--|------|-----|
| 1 Whether the Listed Entity has issued any partly paid up shares?                        |      | No  |
| 2 Whether the Listed Entity has issued any Convertible Securities or Warrants?           |      | No  |
| 3 Whether the Listed Entity has any shares against which depository receipts are issued? |      | No  |
| 4 Whether the Listed Entity has any shares in Locked-In?                                 |      | No  |
| 5 Whether any shares held by promoters are pledged or otherwise encumbered?              |      | No  |
| 6 Whether company has equity shares with differential voting rights?                     |      | No  |
| 7 Whether the Listed Entity has any significant beneficial owner?                        | Yes  | No  |

\* If the Listed Entity selects the option 'No' for the questions above, the column for the partly paid up shares, Outstanding Convertible Securities/Warrants, depository receipts, locked-in shares, No of shares pledged or otherwise encumbered by promoters, as applicable, shall not be displayed at the time of dissemination on the Stock Exchange website. Also wherever there is 'No' declared by Listed Entity in above table the values will be considered as 'Zero' by default on submission of the format of holding of specified securities.

5. The tabular format for disclosure of holding of specified securities is as follows:-

NAMBURNADI TEA CO. LTD.


  
DIRECTOR


Table 1 - Summary Statement holding of specified securities as on 21/06/2024

| (A)  | Category of shareholder<br>Category (i) (ii) (iii) | Nos. of shares held (iii) | No. of fully paid up equity shares held (iv) | No. of Partly paid-up equity shares held (v) | No. of shares underlying Depository Receipts (vi) | Total nos. shares held (vii)=(iv)+(v)+(vi) | Shareholding as a % of total no. of shares (calculated as per SCRR, 1957) (viii) As a % of (A+B+C2) | Number of Voting Rights held in each class of securities (ix) |             |        | No. of shares underlying convertible securities (including Warrants) (x) | Shareholding as a % assuming full conversion of convertible securities (as a percentage of diluted share capital) (xi)=(vii)+(x) As a % of (A+B+C2) | Number of Locked in shares (xii) |         | Number of shares pledged or otherwise encumbered (xiii) | As a % of total shares held (b) (xiv) | Number of equity shares held in dematerialized form (xv) |
|------|--|---------------------------|--|--|---|--|---|---|-------------|--------|--|---|----------------------------------|---------|---|---------------------------------------|--|
|      |  |                           |  |  |   |  |   | Class eg: x   | Class eg: y | Total  |  |   | As a % of total shares held (b)  | No. (a) |   |                                       |  |
| (A)  | Promoter & Promoter group                          | 1                         | 123490                                       | 0  | 0   | 123490                                     | 93.2880   | 123490  | 0           | 123490 | 93.2880  | 0   | 0                                | 0       | 0.0000  | 0                                     | 123490   |
| (B)  | Public   | 112                       | 8885   | 0  | 0   | 8885                                       | 6.7120  | 8885  | 0           | 8885   | 6.7120   | 0   | 0                                | 0.0000  | 0   | 0.0000                                | 1  |
| (C)  | Non Promoter - Non Public                          |                           |  |  |   |  |   |   |             |        |  |   |                                  |         |   |                                       |  |
| (C1) | Shares underlying DRS                              |                           |  |  |   |  | NA  |   |             |        |  |   |                                  |         |   |                                       |  |
| (C2) | Shares held by Employee Trusts                     |                           |  |  |   |  |   |   |             |        |  |   |                                  |         |   |                                       |  |
|      | Total  | 113                       | 132375                                       | 0  | 0   | 132375                                     | 100.0000  | 132375  | 0           | 132375 | 100.0000   | 0   | 0                                | 0       | 0.0000  | 0                                     | 123491   |

NAMBURNADI TEA CO. LTD.

*Rajeshwarida*  
DIRECTOR

| (1) | (2)  | (3)      | (4) | (5) | (6) | (7) | (8) | Number of Voting Rights held in each class of securities (i) |         |       | (10) | (11) | (12) | (13) | (14) | (15) |
|-----|--|----------|-----|-----|-----|-----|-----|--|---------|-------|------|------|------|------|------|------|
|     |  |          |     |     |     |     |     | Class x  | Class y | Total |      |      |      |      |      |      |
| (a) | Central Government/State Government(s)                             |          |     |     |     |     |     |  |         |       |      |      |      |      |      |      |
| (b) | Financial Institutions/Banks                                       |          |     |     |     |     |     |  |         |       |      |      |      |      |      |      |
| (c) | Any Other (specify)  |          |     |     |     |     |     |  |         |       |      |      |      |      |      |      |
|     | Bodies Corporate   |          |     |     |     |     |     |  |         |       |      |      |      |      |      |      |
|     | BOKAHOLA TEA COMPANY PVT LTD                                       | Promoter |     |     |     |     |     |  |         |       |      |      |      |      |      |      |
|     | Sub Total  |          |     |     |     |     |     |  |         |       |      |      |      |      |      |      |
| (2) | Foreign Individuals (Non-Resident Individuals/Foreign Individuals) |          |     |     |     |     |     |  |         |       |      |      |      |      |      |      |
| (a) | Government   |          |     |     |     |     |     |  |         |       |      |      |      |      |      |      |
| (b) | Institutions   |          |     |     |     |     |     |  |         |       |      |      |      |      |      |      |
| (c) | Foreign Portfolio Investor   |          |     |     |     |     |     |  |         |       |      |      |      |      |      |      |
| (d) | Any Other (specify)  |          |     |     |     |     |     |  |         |       |      |      |      |      |      |      |
| (e) | Sub Total  |          |     |     |     |     |     |  |         |       |      |      |      |      |      |      |
|     | Total Shareholding of Promoter and Promoter Group                  |          |     |     |     |     |     |  |         |       |      |      |      |      |      |      |
|     | (A)=(A1)+(A2)  |          |     |     |     |     |     |  |         |       |      |      |      |      |      |      |

**NAMBUURNADI TEA CO. LTD.**  
  
 DIRECTOR

| (1)<br>Category & Name of the Shareholders (I)<br>Institutions (Domestic)<br>Mutual Funds      | (2)<br>PAN (II) | (3)<br>Nos. of sharehold shares held (III) | (4)<br>No. of fully paid up equity shares held (IV) | (5)<br>Partly paid-up equity shares held (V) | (6)<br>Nos. of shares Depository Receipts (VI)-(VII)+(VIII) | (7)<br>Total nos. shares held (VIII)+(IX)+(X)+(XI)+(XII) | (8)<br>Shareholding % calculated as per SCRR, 1957, As a % of (A+B+C2) (XIII) | (9)<br>Number of Voting Rights held in each class of securities (IX) |                  |                | (10)<br>Total Shareholding as a % assuming full conversion of convertible securities (as a percentage of diluted share capital) (XIV)-(XV)+(X) | (11)<br>No. of Locked in shares (XVI) | (12)<br>As a % of total shares held (XVII) | (13)<br>No. of shares pledged or otherwise encumbered (XVIII) | (14)<br>As a % of total equity shares held in dematerialized form (XIX) | (15)<br>Sub-Category (I) | (16)<br>Sub-Category (II) | (17)<br>Sub-Category (III) |
|--|-----------------|--|---|--|---|--|---|--|------------------|----------------|--|---------------------------------------|--|---|---|--------------------------|---------------------------|----------------------------|
|  |                 |  |   |  |   |  |   | (10a)<br>Class x   | (10b)<br>Class y | (10c)<br>Total |  |                                       |  |   |   |                          |                           |                            |
|  |                 |  |   |  |   |  |   | Total as a % of Total Voting rights (X)                              |                  |                |  |                                       |  |   |   |                          |                           |                            |
| (a) Venture Capital Funds  |                 |  |   |  |   |  |   |  |                  |                |  |                                       |  |   |   |                          |                           |                            |
| (b) Alternate Investment Funds   |                 |  |   |  |   |  |   |  |                  |                |  |                                       |  |   |   |                          |                           |                            |
| (c) Banks  |                 | 3  | 226   | 0  | 0   | 226  | 0.1707  | 226  | 0                | 226            | 0.1707   | 0                                     | 0.0000                                     | N/A   | 0   | 0                        | 0                         | 0                          |
| (d) Insurance Companies  |                 |  |   |  |   |  |   |  |                  |                |  |                                       |  |   |   |                          |                           |                            |
| (e) Provident Funds / Pension Funds  |                 |  |   |  |   |  |   |  |                  |                |  |                                       |  |   |   |                          |                           |                            |
| (f) Asset Reconstruction Companies   |                 |  |   |  |   |  |   |  |                  |                |  |                                       |  |   |   |                          |                           |                            |
| (g) Sovereign Wealth Funds   |                 |  |   |  |   |  |   |  |                  |                |  |                                       |  |   |   |                          |                           |                            |
| (h) NBFCs Registered with RBI  |                 |  |   |  |   |  |   |  |                  |                |  |                                       |  |   |   |                          |                           |                            |
| (i) Other Financial Institutions   |                 |  |   |  |   |  |   |  |                  |                |  |                                       |  |   |   |                          |                           |                            |
| (j) Any Other (specify)  |                 |  |   |  |   |  |   |  |                  |                |  |                                       |  |   |   |                          |                           |                            |
| (k) Sub Total  |                 | 3  | 226   | 0  | 0   | 226  | 0.1707  | 226  | 0                | 226            | 0.1707   | 0                                     | 0.0000                                     | N/A   | 0   | 0                        | 0                         | 0                          |
| (l) Institutions (Foreign)   |                 |  |   |  |   |  |   |  |                  |                |  |                                       |  |   |   |                          |                           |                            |
| (m) Foreign Direct Investment  |                 |  |   |  |   |  |   |  |                  |                |  |                                       |  |   |   |                          |                           |                            |
| (n) Foreign Venture Capital Investors  |                 |  |   |  |   |  |   |  |                  |                |  |                                       |  |   |   |                          |                           |                            |
| (o) Sovereign Wealth Funds   |                 |  |   |  |   |  |   |  |                  |                |  |                                       |  |   |   |                          |                           |                            |
| (p) Foreign Portfolio Investors  |                 |  |   |  |   |  |   |  |                  |                |  |                                       |  |   |   |                          |                           |                            |
| (q) Foreign Portfolio Investors Category I   |                 |  |   |  |   |  |   |  |                  |                |  |                                       |  |   |   |                          |                           |                            |
| (r) Foreign Portfolio Investors Category II  |                 |  |   |  |   |  |   |  |                  |                |  |                                       |  |   |   |                          |                           |                            |
| (s) Overseas Depositories (including DRs) (balancing figure)                                   |                 |  |   |  |   |  |   |  |                  |                |  |                                       |  |   |   |                          |                           |                            |
| (t) Any Other (specify)  |                 |  |   |  |   |  |   |  |                  |                |  |                                       |  |   |   |                          |                           |                            |
| (u) Sub Total  |                 | 0  | 0   | 0  | 0   | 0  | 0.0000  | 0  | 0                | 0              | 0.0000   | 0                                     | 0.0000                                     | N/A   | 0   | 0                        | 0                         | 0                          |
| (v) Central Government / State Government(s)   |                 |  |   |  |   |  |   |  |                  |                |  |                                       |  |   |   |                          |                           |                            |
| (w) Central Government / President of India  |                 |  |   |  |   |  |   |  |                  |                |  |                                       |  |   |   |                          |                           |                            |
| (x) State Government / Governor  |                 |  |   |  |   |  |   |  |                  |                |  |                                       |  |   |   |                          |                           |                            |
| (y) Shareholding by Companies or Bodies Corporate where Central/State Government is a promoter |                 |  |   |  |   |  |   |  |                  |                |  |                                       |  |   |   |                          |                           |                            |
| (z) Sub Total  |                 | 0  | 0   | 0  | 0   | 0  | 0.0000  | 0  | 0                | 0              | 0.0000   | 0                                     | 0.0000                                     | N/A   | 0   | 0                        | 0                         | 0                          |
| (aa) Non-Institutions Associate Companies / Subsidiaries                                       |                 |  |   |  |   |  |   |  |                  |                |  |                                       |  |   |   |                          |                           |                            |

NAMBURNADI TEA CO. LTD.

*By*  
*Director*

| Category & Name of the Shareholders (I)<br>Directors and their relatives (excluding independent directors and nominee directors) | PAN (II) | Nos. of sharehold-ers (III) | No. of fully paid up equity shares held (IV) | Partly paid-up equity shares held (V) | Nos. of shares Depository Receipts (VI) | Total nos. shares held (VII)=(IV)+(V)+(VI) | Shareholding % calculated as per SCRR, 1957. As a % of (A+B+C2) (VIII) | Number of Voting Rights held in each class of securities (IX) |         |       | Total as a % of Total Voting rights (X) | No. of shares underlying convertible securities (including Warrants) (XI) | Total Shareholding as a % assuming full conversion of convertible securities (as a percentage of diluted share capital) (XII)=(XI)+(X) | No. (a) | Number of Locked in shares (XIII) | As a % of total shares held (b) (XIV) | No. of shares pledged or otherwise encumbered (XV) | As a % of total equity shares held in dematerialized form (XVI) | Sub-Category (I) | Sub-Category (II) | Sub-Category (III) |  |
|--|----------|-----------------------------|--|---------------------------------------|---|--|--|---|---------|-------|---|---|--|---------|-----------------------------------|---------------------------------------|--|---|------------------|-------------------|--------------------|--|
|  |          |                             |  |                                       |   |  |  | Class X   | Class Y | Total |   |   |  |         |                                   |                                       |  |   |                  |                   |                    |  |
| (a) Resident individuals holding nominal share capital upto Rs.2 lacs  |          | 105                         | 8165   | 0                                     | 0                                       | 8165                                       | 6.1681   | 8165  | 0       | 8165  | 6.1681                                  | 0   | 6.1681   | 0       | 0.0000                            | N/A                                   | 1  | 0   | 0                | 0                 | 0                  |  |
| (b) Resident individuals holding nominal share capital in excess of Rs.2 lacs  |          |                             |  |                                       |   |  |  |   |         |       |   |   |  |         |                                   |                                       |  |   |                  |                   |                    |  |
| (c) Non Resident Indians (NRIs)  |          |                             |  |                                       |   |  |  |   |         |       |   |   |  |         |                                   |                                       |  |   |                  |                   |                    |  |
| (d) Foreign National   |          |                             |  |                                       |   |  |  |   |         |       |   |   |  |         |                                   |                                       |  |   |                  |                   |                    |  |
| (e) Foreign Company / OCB  |          |                             |  |                                       |   |  |  |   |         |       |   |   |  |         |                                   |                                       |  |   |                  |                   |                    |  |
| (f) Booles Corporate   |          | 1                           | 65   | 0                                     | 0                                       | 65   | 0.0491   | 65  | 0       | 65    | 0.0491                                  | 0   | 0.0491   | 0       | 0.0000                            | N/A                                   | 0  | 0   | 0                | 0                 | 0                  |  |
| (g) Any Other (specify)  |          |                             |  |                                       |   |  |  |   |         |       |   |   |  |         |                                   |                                       |  |   |                  |                   |                    |  |
| (h) Custodian of Enemy Property  |          | 3                           | 429  | 0                                     | 0                                       | 429  | 0.3241   | 429   | 0       | 429   | 0.3241                                  | 0   | 0.3241   | 0       | 0.0000                            | N/A                                   | 0  | 0   | 0                | 0                 | 0                  |  |
| (i) Sub Total  |          | 109                         | 8659   | 0                                     | 0                                       | 8659                                       | 6.5413   | 8659  | 0       | 8659  | 6.5413                                  | 0   | 6.5413   | 0       | 0.0000                            | N/A                                   | 1  | 0   | 0                | 0                 | 0                  |  |
| (j) Total Public Shareholding (B)=(B)(1)+(B)(2)+(B)(3)+(B)(4)  |          |                             | 112  | 8895                                  | 0                                       | 8895                                       | 6.7120   | 8895  | 0       | 8895  | 6.7120                                  | 0   | 6.7120   | 0       | 0.0000                            | N/A                                   | 1  | 0   | 0                | 0                 | 0                  |  |
| Details of the shareholders acting as persons in Concert   |          |                             |  |                                       |   |  |  |   |         |       |   |   |  |         |                                   |                                       |  |   |                  |                   |                    |  |
| SI No  | Name     | PAN                         | Shares                                       |                                       |   |  |  |   |         |       |   |   |  |         |                                   |                                       |  |   |                  |                   |                    |  |
|  | NIL      |                             |  |                                       |   |  |  |   |         |       |   |   |  |         |                                   |                                       |  |   |                  |                   |                    |  |

NAAMBURNADI TEA CO. LTD.

*Rajawade*  
DIRECTOR

Table IV - Statement Showing shareholding pattern of the Non Promoter - Non Public shareholder as on 21/08/2024

| (1) | Category & Name of the Shareholders (i)   | PAN (ii) | No of shareholders (iii) | No. of fully paid up equity shares held (iv) | Partly paid-up equity shares held (v) | Nos. of shares of Depository Receipts (vi) | Total nos share held (vii)=(iv)+(v)+(vi) | Shareholding % calculated as per SCRR 1957) As a % of (A+B+C2) (viii) | Number of Voting Rights held in each class of securities (X) |         |       | Total Shareholding as a % assuming full conversion of convertible securities (as a percentage of diluted share capital) (xi)=(vii)+(x) | Number of Locked in shares (xii) | Number of shares pledged or otherwise encumbered (xiii) |     | Number of equity shares held in dematerialized form (xiv) |   |
|-----|---|----------|--------------------------|--|---------------------------------------|--|--|---|--|---------|-------|--|----------------------------------|---|-----|---|---|
|     |   |          |                          |  |                                       |  |  |   | Class x  | Class y | Total |  |                                  | (a)   | (b) |   |   |
| (2) | Employee Benefit Trust/Employee Welfare Trust under SEBI (Share based Employee Benefits and Sweat Equity) Regulations, 2021 |          |                          |  |                                       |  |  | 0.0000  | 0  | 0       | 0     | 0.0000   | 0                                | 0.0000  | NA  | NA  | 0 |
|     | Total Non Promoter - Non Public Shareholding (C)=(X1)+(X2)  |          | 0                        | 0  | 0                                     | 0  | 0  | 0.0000  | 0  | 0       | 0     | 0.0000   | 0                                | 0.0000  | NA  | NA  | 0 |

NAMBURNADI TEA CO. LTD.  
  
 DIRECTOR

NAMBURNADI TEA COMPANY LIMITED

Annexure

Table V - Statement showing details of significant beneficial owners as on 21/06/2024

| Sr No | Name  | Details of the (SBO)<br>(I)                      |             | Details of the registered owner<br>(II)          |             | Details of holding / exercise of right of the SBO in the reporting company, whether direct or indirect:<br>Whether by virtue of: (III) |                   |  |                     | Date of creation / acquisition of significant beneficial interest<br>(IV) |                                   |
|-------|-------|--|-------------|--|-------------|--|-------------------|--|---------------------|---|-----------------------------------|
|       |       | PAN / Passport No. in case of a foreign national | Nationality | PAN / Passport No. in case of a foreign national | Nationality | Shares (%)   | Voting rights (%) | Rights on distributable dividend or any other distribution (%) | Exercise of control |   | Exercise of significant influence |
| 1     | Total |  |             | AACCM5055E                                       | INDIAN      | 123490   | 93.2880           |  |                     |   |                                   |

NAMBURNADI TEA CO. LTD.

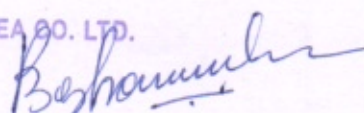
*Rajamurthy*  
DIRECTOR

NAMBURNADI TEA COMPANY LIMITED

Table VI - Statement showing foreign ownership limits as on 21/06/2024

|                         | Board approved limits | Limits utilized |     |
|-------------------------|-----------------------|-----------------|-----|
| As on shareholding date | 0.0000                | 0.3241          | 429 |
| As on 31/03/2024        | 0.0000                | 0.3241          | 429 |
| As on 31/12/2023        | 0.0000                | 0.3241          | 429 |
| As on 30/09/2023        | 0.0000                | 0.3241          | 429 |
| As on 30/06/2023        | 0.0000                | 0.3241          | 429 |

NAMBURNADI TEA CO. LTD.

  
DIRECTOR



**NAMBURNADI TEA COMPANY LIMITED**

List of Shareholders (other than Res Ind) as on 21/06/2024

| Sl No | Folio/Client Id  | Dp Id | PAN        | Name  | Shares | %       | Physical | Demat  | Category                     | Type | Sub Type |
|-------|------------------|-------|------------|---|--------|---------|----------|--------|------------------------------|------|----------|
| 1     | 1601010000472492 | 10100 | AACCM5055E | BOKAHOLA TEA COMPANY PVT LTD                                  | 123490 | 93.2880 | 0        | 123490 | Promoter - Bodies Corporate  | 25   | 12       |
|       |                  |       |            | TOTAL   | 123490 | 93.2880 | 0        | 123490 | Promoter - Bodies Corporate  |      |          |
| 1     | 000056           |       |            | GRINDLAYS BANK LTD.   | 56     | 0.0423  | 56       | 0      | Banks                        | -    | -        |
| 2     | 000023           |       |            | THE CENTRAL BANK OF INDIA LTD.                                | 165    | 0.1246  | 165      | 0      | Banks                        | -    | -        |
| 3     | 000021           |       |            | THE CHARTERED BANK  | 5      | 0.0038  | 5        | 0      | Banks                        | -    | -        |
|       |                  |       |            | TOTAL   | 226    | 0.1707  | 226      | 0      | Banks                        | -    | -        |
| 1     | 000104           |       |            | CLIVE STREET NOMINEES PVT. LTD.                               | 65     | 0.0491  | 65       | 0      | Bodies Corporate             | -    | -        |
|       |                  |       |            | TOTAL   | 65     | 0.0491  | 65       | 0      | Bodies Corporate             | -    | -        |
| 1     | 000053           |       |            | THE CUSTODIAN FOR ENERGY PROPERTY OF INDIA                    | 25     | 0.0189  | 25       | 0      | Custodian of Energy Property | -    | -        |
| 2     | 000006           |       |            | THE CUSTODIAN OF ENERGY PROPERTY FOR INDIA A/C SRI ABUDAKER M | 74     | 0.0559  | 74       | 0      | Custodian of Energy Property | -    | -        |
| 3     | 000047           |       |            | THE CUSTODIAN OF ENERGY PROPERTY OF INDIA                     | 330    | 0.2493  | 330      | 0      | Custodian of Energy Property | -    | -        |
|       |                  |       |            | TOTAL   | 429    | 0.3241  | 429      | 0      | Custodian of Energy Property | -    | -        |

NAMBURNADI TEA CO. LTD.

*Bohossu*  
DIRECTOR

| NAMBURNADI TEA COMPANY LIMITED         |               |          |              |          |
|--|---------------|----------|--------------|----------|
| Distribution Schedule as on 21/06/2024 |               |          |              |          |
| Share Holding                          | No of Holders | % age    | No of Shares | % age    |
| Upto 50                                | 64            | 56.6372  | 1050         | 0.7932   |
| 51 to 100                              | 19            | 16.8142  | 1352         | 1.0213   |
| 101 to 150                             | 4             | 3.5398   | 440          | 0.3324   |
| 151 to 250                             | 21            | 18.5841  | 3733         | 2.8200   |
| 251 to 500                             | 2             | 1.7699   | 660          | 0.4986   |
| 501 to 5000                            | 2             | 1.7699   | 1650         | 1.2465   |
| Above 5000                             | 1             | 0.8850   | 123490       | 93.2880  |
| Grand Total                            | 113           | 100.0000 | 132375       | 100.0000 |
| Distribution Schedule as on 21/06/2024 |               |          |              |          |
| Share Holding                          | No of Holders | % age    | No of Shares | % age    |
| Upto 500                               | 110           | 97.3451  | 7235         | 5.4655   |
| 501 to 1000                            | 2             | 1.7699   | 1650         | 1.2465   |
| Above 10000                            | 1             | 0.8850   | 123490       | 93.2880  |
| Grand Total                            | 113           | 100.0000 | 132375       | 100.0000 |
| Distribution Schedule as on 21/06/2024 |               |          |              |          |
| Notional Value of (Rs.)                | No of Holders | % age    | Amount (Rs.) | % age    |
| Upto 5000                              | 110           | 97.3451  | 72350        | 5.4655   |
| 5001 to 10000                          | 2             | 1.7699   | 16500        | 1.2465   |
| Above 100000                           | 1             | 0.8850   | 1234900      | 93.2880  |
| Grand Total                            | 113           | 100.0000 | 1323750      | 100.0000 |

NAMBURNADI TEA CO. LTD.

*Bejbona*  
DIRECTOR

| NAMBURNADI TEA COMPANY LIMITED                  |                        |                    |               |                   |               |               |
|---|------------------------|--------------------|---------------|-------------------|---------------|---------------|
| Shareholding Summary as on 21/06/2024           |                        |                    |               |                   |               |               |
| Form  | As per Folio/Client Id |                    |               |                   | As per PAN    |               |
|   | No of Records          | % to Total Records | No of Shares  | % to Total Shares | No of Records | No of Shares  |
| PHYSICAL  | 111                    | 98.2301            | 8884          | 6.7112            | 111           | 8884          |
| NSDL  | 0                      | 0.0000             | 0             | 0.0000            | 0             | 0             |
| CDSL  | 2                      | 1.7699             | 123491        | 93.2888           | 2             | 123491        |
| <b>TOTAL</b>                                    | <b>113</b>             | <b>100.0000</b>    | <b>132375</b> | <b>100.0000</b>   | <b>113</b>    | <b>132375</b> |
| Total No of Shareholders as per PAN Clubbed 113 |                        |                    |               |                   |               |               |

NAMBURNADI TEA CO. LTD.

*B. Srinivasulu*  
DIRECTOR